



## Applications

### Hydraulics:

Pressure test equipment (valves, tooling and control panels), hydraulic tools (instrumentation packages for gauges, control of service equipment, hydraulic jacks, hydraulic tools)

### Oil and Gas:

Grease injection, control of subsea hydraulic components, nitrogen service, Gaseous media handling



## Technical Information

### Inner Core:

Polyamide (PA)

### Pressure Support:

2 open layers, 2 dense layers of high-tensile steel wire

### Outer Cover:

Polyurethane (TPU)

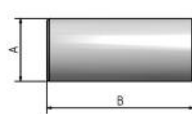
### Color:

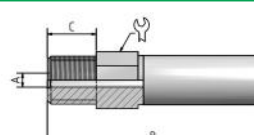
Black

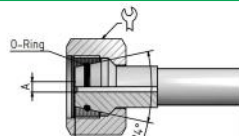
### Temperature:

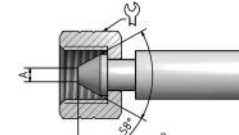
-30°C to +60°C [-22°F to 140°F]

Ø ID	Ø OD	Working Pressure		Burst Pressure	Bend Radius	Weight	Insert ID
		--	(SF 2.5:1)				
18,8 mm	29,5 mm	--	760 bar	1.900 bar	220 mm	1,160 kg/m	13,0 mm
0,74 inch	1,16 inch	--	11.020 psi	27.550 psi	8,66 inch	0,777 lbs/ft	0,51 inch

Part no.	Thread	Material	Dimensions (mm)				Sleeve
			A	B	C	⚙	
<b>Sleeve</b>							
12020191W	-	Steel	36,3	62,4	-	-	

Part no.	Thread	Material	Nut	Dimensions (mm)				Insert
				A	B	C	⚙	
<b>Male fitting</b>								
32020421A	1"x11 1/2NPT	Steel	-	13	111	25	36	
32020425A	1"x11 1/2NPT	AISI 316Ti	-	13	111	25	36	

<b>Female swivel with O-Ring</b>								
22020201A	M36x2	Steel	52040211, 52040201	13	115	-	46	

<b>Type M female swivel</b>								
22020645A	1 5/16"x12UN	AISI 316Ti	52040645	13	89	-	46	

Part no.	Thread	Material	Nut	Dimensions (mm)				Insert
				A	B	C	Ø	
<b>JIC female swivel</b>								
22020605A	1 5/16"x12UN	AISI 316Ti	52040605	13	87	-	46	

Part no.	Thread	Material	Relief bores	Dimensions (mm)				Swivel nut
				A	B	C	Ø	
<b>Swivel nut</b>								
52040605	1 5/16"x12UN	AISI 316Ti	1 radial	25,5	34,5	14,5	46	
52040645	1 5/16"x12UN	AISI 316Ti	1 radial	25,5	31,5	11,5	46	
52040211	M36x2	Steel	1 radial	25,5	30	18	46	

Part no.	Mesh length (mm)	Overall length (mm)	Breaking strength (kN)	Suitable for SPIR STAR® hose outer diameter (mm)	Hose securing grip
9204400	600,00	820,00	35,10	30-40	

Production related variations of the burst pressure of up to 5 % are possible. Other colors upon request.

The safety factors between the burst pressure and the working pressure as well as the test pressure depend on the operating conditions. For gaseous media the outer cover is to be pinpricked.

Regarding the safety factor for gaseous media please contact your local SPIR STAR® assembling center.

The indicated working pressure refers to the hose only. Depending on the used fitting the permitted working pressure of a hose assembly may be less.

\*) Blast-Pro® fittings may only be used for tube cleaning operations inside the tube. They have not been designed for the use outside of tubes.

We reserve our rights for technical changes without notice. Subject to printing errors.