

## Applications

**Hydraulics:** Pressure test equipment (valves, tooling and control panels), hydraulic tools (instrumentation packages for gauges, control of service equipment, hydraulic jacks, hydraulic tools)

## Technical Information

**Inner Core:** Polyamide (PA)  
**Pressure Support:** 2 open layers, 2 dense layers of high-tensile steel wire  
**Outer Cover:** Polyurethane (TPU)  
**Color:** Black  
**Temperature:** -30°C to +60°C [-22°F to 140°F]

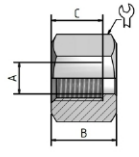



Ø ID	Ø OD	Working Pressure -- (SF 2.5:1)	Burst Pressure	Bend Radius	Weight	Insert ID
4,0 mm	9,8 mm	--	1.400 bar	65 mm	0,160 kg/m	2,5 mm
0,16 inch	0,39 inch	--	20.300 psi	2,56 inch	0,107 lbs/ft	0,10 inch


Part no.	Thread	Material	Dimensions (mm)				Sleeve
			A	B	C	⌀	
<b>Sleeve</b>							
10430101	-	Steel	13,1	34	-	-	
10430105	-	AISI 316Ti	13,1	34	-	-	

Part no.	Thread	Material	Nut	Dimensions (mm)				Insert
				A	B	C	⌀	
<b>HP fitting</b>								
40420205A	1/4"x28UNF LH	AISI 316Ti	-	2,5	69	14	-	
<b>Male fitting</b>								
30420412A	1/16"x27NPTF	Steel	-	2,5	49	8	7	
30420542A	1/8"x27NPTF	Steel	-	2,5	53	10	8	
30420422A	1/4"x18NPTF	Steel	-	2,5	57	14	11	
30420302A	G1/8"	Steel	-	2,5	53	12	9	
30420322A	G1/4"	Steel	-	2,5	55	12	11	
30420042A	M7x1	Steel	-	2,5	54	10	9	
30420052A	M8x1,25	Steel	-	2,5	54	10	9	
30420002A	M10x1	Steel	-	2,5	55	12	8	
<b>Male fitting 100° external cone</b>								
30420362A	G1/4"	Steel	-	2,5	60	18	17	

Part no.	Thread	Material	Nut	Dimensions (mm)				Insert
				A	B	C	Ø	
<b>Male fitting for USIT® Ring</b>								
30420352A	G1/4"	Steel	-	2,5	54,5	11	22	
<b>Male fitting flat seal</b>								
30420382A	G1/8"	Steel	-	2,5	55	13	9	
30420082A	M7	Steel	-	2,5	52	11	7	
<b>Female swivel 24°/60°</b>								
20430302A	G1/4"	Steel	50540301, 50540305	2,5	48	-	19	
<b>Female swivel with O-Ring</b>								
20420042A	M24x1,5	Steel	51321206	2,5	66	-	32	
<b>Type M female swivel</b>								
20420642A	9/16"x18UNF	Steel	50540601	2,5	48,5	-	19	

Part no.	Thread	Material	Relief bores	Dimensions (mm)				Swivel nut
				A	B	C	Ø	
<b>Swivel nut</b>								
50540601	9/16"x18UNF	Steel	1 radial	9,2	18	14	19	
50540301	G1/4"	Steel	1 radial	9,2	16,5	8,5	19	
50540305	G1/4"	AISI 316Ti	1 radial	9,2	16,5	8,5	19	
51321206	M24x1,5	Steel	2 axial	16,8	23	16	32	
51320205	M24x1,5	AISI 316Ti	1 radial	16,8	23	16	32	

Part no.	Size (mm)	Material	Crimp ring	Hose protection			
				<b>Hose protection without spiral</b>			
1.901418	ID Ø14, OD Ø18	PVC	1001921				

Part no.	Material	Crimp ring	Dimensions (mm)		Bend restrictor
			Ø	Length	
<b>Rubber bend restrictor</b>					
1.9518400	Rubber	1003035	34	130	

<b>Accessories combinations</b>				
<b>Without hose protection</b>				
Description		Bend restrictor	Crimp ring	Securing grips
Bend restrictor		1.9518400	1003035	-
<b>Hose protection without spiral</b>				
Description	Protection hose	Bend restrictor	Crimp ring	Securing grips
Protection hose	1.901418	-	1001921	-
with bend restrictor	1.901418	1.9518400	1003035	-

Production related variations of the burst pressure of up to 5 % are possible. Other colors upon request.

The safety factors between the burst pressure and the working pressure as well as the test pressure depend on the operating conditions. For gaseous media the outer cover is to be pinpricked.

Regarding the safety factor for gaseous media please contact your local SPIR STAR® assembling center.

The indicated working pressure refers to the hose only. Depending on the used fitting the permitted working pressure of a hose assembly may be less.

\*) Blast-Pro® fittings may only be used for tube cleaning operations inside the tube. They have not been designed for the use outside of tubes.

We reserve our rights for technical changes without notice. Subject to printing errors.